

**KHSAA TITLE IX
ANNUAL REPORT SUBMISSION
STATUS REPORT
2010-2011**

KHSAA
Form T65
Revised
3/2011

TO: KHSAA Member School Superintendents, Principals, and Athletic Directors

FROM: Julian Tackett, Commissioner
Darren Bilberry, Assistant Commissioner

DATE: May 4, 2011

School	Hancock County	Reviewed by	Gary W. Lawson
--------	----------------	-------------	----------------

The following is a status report regarding the required 2010 - 2011 Title IX Annual Report submission of forms due into the KHSAA office by April 15, 2011. Appropriate KHSAA Audit Team personnel have reviewed these forms and the following is a summary of this review.

I. Checklist of Forms properly submitted in a satisfactory manner:

<input checked="" type="checkbox"/>	GE 19 (Annual Verification)	<input checked="" type="checkbox"/>	T-35 (Budget Expenses)
<input checked="" type="checkbox"/>	T-1 (Summary Program Chart 1)	<input checked="" type="checkbox"/>	T-36 (Budget Expenses)
<input checked="" type="checkbox"/>	T-2 (Summary Program Chart 2)	<input checked="" type="checkbox"/>	T-41 (Checklist – Overall Interscholastic Program)
<input checked="" type="checkbox"/>	T-3 (Summary Program Chart 3)	<input checked="" type="checkbox"/>	T-60 (Corrective Action Plan)
<input checked="" type="checkbox"/>	T-4 (Summary Program Chart 4)	n/a	T-63 (Interscholastic Survey Results)

II. Status

A.	<input checked="" type="checkbox"/>	2010– 2011 Forms are satisfactory and no further information or action is necessary at this time.
B.		Errors have been noted with respect to the following forms:
C.		The following forms were omitted and must be submitted by school representatives:
D.	<input checked="" type="checkbox"/>	According to the 2010-2011 data, the school appears to be meeting the standards established in: <input type="checkbox"/> Test 1 (Athletic participation is proportionate to enrollment) <input type="checkbox"/> Test 2 (History and continuing practice of program expansion) <input checked="" type="checkbox"/> Test 3 (Full and effective accommodation of interests and abilities)
E.	<input checked="" type="checkbox"/>	Other Recommendation and Comments: The responses on the T-3 form, along with documented evidence of the steps taken by school officials to address the indicated interest in girls' soccer, make compliance with the standard established in test #3 for provision of athletic opportunities likely. In the benefits area, total athletic spending appears to be within acceptable parameters for provision of parity. Thanks for a good report.

KHSAA Emailer

select ademail as email_address,school as email_name from KHSAA_Schools,KHSAA.KHSAA_new_email_checked_schools where KHSAA_Schools.id=KHSAA.KHSAA_new_email_checked_schools.id AND KHSAA_new_email_checked_schools.user="dbilberry@khsaa.org" AND member="T" and (ademail is not null and ademail <> "") order by school

select prinemail as email_address,school as email_name from KHSAA_Schools,KHSAA.KHSAA_new_email_checked_schools where KHSAA_Schools.id=KHSAA.KHSAA_new_email_checked_schools.id AND KHSAA_new_email_checked_schools.user="dbilberry@khsaa.org" AND member="T" and (prinemail is not null and prinemail <> "") order by school

select superemail as email_address,school as email_name from KHSAA_Schools,KHSAA.KHSAA_new_email_checked_schools where KHSAA_Schools.id=KHSAA.KHSAA_new_email_checked_schools.id AND KHSAA_new_email_checked_schools.user="dbilberry@khsaa.org" AND member="T" and (superemail is not null and superemail <> "") order by school

- Below is a simulation of how your email will appear.
- You can manually modify the list of addressees in the "To:" box by deleting undesired addressees or adding new ones, one per line.
- You can modify the email subject in the "Subject:" box.
- When you're ready to send your email press the "Send" button. Do not close your browser window while emails are being sent.

From:	"Darren Bilberry, KHSAA" <dbilberry@khsaa.org>
To:	"Hancock County" <david.hobbs@hancock.kyschools.us> "Hancock County" <rick.lasley@hancock.kyschools.us> "Hancock County" <scott.lewis@hancock.kyschools.us> gkboomers@hotmail.com
Subject:	Hancock County HS-2010-2011 Annual Title IX Report
<input type="button" value="Send Email"/>	
<p>Enclosed please find a copy of Form T-65, the 2010-2011 KHSAA Title IX Annual Submission Status Report. In addition, you may find an attachment with corrected copies of the forms submitted by your school personnel.</p> <p>Also, KHSAA Audit Team Members may have requested the resubmission of some of the 2010-2011 Annual Report Forms or need additional information on your athletic programs. Please submit this information by the date requested if this is applicable. Copies of all KHSAA Title IX documents must be kept current and included in your permanent Title IX File at the school. All documents are subject to Open Records Requests.</p> <p>Should you need any further information, please do not hesitate to contact the appropriate Title IX Auditor listed on the T-65 form or Darren Bilberry at anytime. Thank You.</p> <p>Darren Bilberry Assistant Commissioner Kentucky High School Athletic Association Telephone- 859-299-5472 Fax: 859-293-5999 E-Mail: dbilberry@khsaa.org</p>	

- attachment; filename="Hancock County.doc"

Copyright © 2001-2011 Kentucky High School Athletic Association (KHSAA), all rights reserved
This page is for the exclusive use of the KHSAA. Other use is strictly prohibited. Usage is monitored

Date: Fri, 06 May 2011 15:11:33 -0400
From: DBILBERRY (Darren Bilberry, KHSAA)
To: composed_email@khsaa.org
Reply-to: dbilberry@khsaa.org
Subject: Hancock County HS-2010-2011 Annual Title IX Report- Status Report

Attachment: Hancock County.doc

Enclosed please find a copy of Form T-65, the 2010-2011 KHSAA Title IX Annual Submission Status Report. In addition, you may find an attachment with corrected copies of the forms submitted by your school personnel.

Also, KHSAA Audit Team Members may have requested the resubmission of some of the 2010-2011 Annual Report Forms or need additional information on your athletic programs. Please submit this information by the date requested if this is applicable. Copies of all KHSAA Title IX documents must be kept current and included in your permanent Title IX File at the school. All documents are subject to Open Records Requests.

Should you need any further information, please do not hesitate to contact the appropriate Title IX Auditor listed on the T-65 form or Darren Bilberry at anytime. Thank You.

Darren Bilberry
Assistant Commissioner
Kentucky High School Athletic Association
Telephone- 859-299-5472
Fax: 859-293-5999
E-Mail: dbilberry@khsaa.org



KENTUCKY HIGH SCHOOL ATHLETIC ASSOCIATION
2010-2011 ANNUAL VERIFICATION OF TITLE IX PROCEDURES
 (To be submitted by April 15, 2011 along with other required forms)

KHSAA Form GE19
Rev. 10/10

APR 15 2011

The Hancock Co. High School, Lewisport, Kentucky
 (Name of High School) (City)

certifies to the Kentucky High School Athletic Association that the following is an accurate and true representation of the facts surrounding compliance with 20 U.S.C. Sections 1681-1688, et. Seq. (also known as Title IX). I certify the following provisions in accordance with records at the school contained in the permanent Title IX file, at least one copy of which must be maintained in the Principal's office, and to the best of my knowledge have completed the following tasks:

I. Established a gender equity committee at the high school. (List committee personnel and provide attachment if necessary)

Name	Address	Phone	Title (Supt., Principal, Student, Parent, Coach, Etc.)
Scott Lewis	83 St. Rt. 271 Hawesville, KY	270-927-6914	Superintendent
Kyle Estes	83 St. Rt. 271 Hawesville, KY	270-927-6914	Title IX District Coordinator
Rick Lasley	80 St. Rt. 271 Hawesville, KY	270-927-6953	Principal
Danielle Peter	80 St. Rt. 271 Hawesville, KY	270-927-6953	Coach
Dave Cowden	80 St. Rt. 271 Hawesville, KY	270-927-6953	Coach
David Hobbs	80 St. Rt. 271 Hawesville, KY	270-927-6953	Athletic Director
Tom Magan	80 St. Rt. 271 Hawesville, KY	270-927-6953	Guidance Counselor
Luke Case	8140 St. Rt. 2181 Hawesville KY	270-993-4063	Student
Carli Mosby	70 Windsong Dr. Hawesville KY	270-993-4063	Student

II. Scheduled a minimum of three meetings during the 2010-2011 school year on the following dates:

Nov. 2010
March 2011
April 2011

III. Designated the following person(s) as the Title IX coordinator for the school:

Name	Title	Address	Phone
David Hobbs	Athletic Director	80 St. Rt. 271 Hawesville, KY	270-927-6953

IV. Designated the following person(s) as the Title IX coordinator for the district:

Name	Title	Address	Phone
Kyle Estes	Title IX District Coordinator	83 St. Rt. 271 Hawesville, KY	270-927-6914

School personnel are continuing to make periodic reviews of the boys' and girls' athletics program reflected in the Corrective Action Plan.

In addition to the above information, the above referenced school maintains a complete permanent file relative to Title IX records including copies of the self-assessment audit, all corrective action plans, and other related materials.

[Signature] Principal's Signature April 12 2011 Date

[Signature] Superintendent Signature Dale Gray School Board Chairpersons' Signature

(Send original copy to KHSAA - Maintain duplicate in Title IX school folder)



**2010-2011
ACCOMMODATION OF INTERESTS AND ABILITIES
SUMMARY PROGRAM CHART (Form T-1)**

Participation Opportunities: Test One - Proportionality


		(Column 1)	(Column 2)	(Column 3)	(Column 4)
	Program	Enrollment	Percentage of Total Enrollment	Number of Interscholastic Participants (double and triple count)	Percentage of Total Participation
Row 1	GIRLS	234	50.0%	142	38.4%
Row 2	BOYS	234	50.0%	228	61.6%
Row 3	Totals	468	100%	370	100%

Instructions:

*Number of 8th grade students & below used in
Column 3 and Column 4 calculations: 77

- Determine the total number of girls enrolled, (place in Row 1, Column 1). Determine the total number of boys enrolled, (place in Row 2, Column 1).
- Add the total number of girls and boys enrolled to determine total enrollment, (place in Row 3, Column 1).
- Calculate the percentage of total enrollment that is female. (Divide Row 1, Column 1 by Row 3, Column 1 and place in Row 1, Column 2.) Calculate the percentage of total enrollment that is male. (Divide Row 2, Column 1 by Row 3, Column 1 and place in Row 2, Column 2.) Note: Row 1, Column 2 plus Row 2, Column 2 should total 100%.
- Ask coaches to confirm the names of those individuals who are on the team as of the first **date of regular season competition**, and cross out the names of those who were cut from the team or quit the team prior to the first regular season competitive event. Determine the total number of interscholastic athletics participants that are girls, (and place in Row 1, Column 3). In order to determine the total number of athletics participants, an individual should be counted each time he or she participates on a team. For example, if Jane Doe competes on the varsity volleyball team, the junior varsity volleyball team, the junior varsity basketball team, and the varsity softball team, she should be counted as four participants (**do not include club or intramural sports participants, cheerleaders, dance teams, or pom squads**). Calculate the same way for boys and girls. * In addition, should 8th grade students and below play on a Freshman, Junior Varsity, or Varsity team, they should also be counted for each team and sport on which they participate. If applicable, please asterisk in the above notation as to how many 8th grade students & below are included in the totals.
Using the same procedure, determine the total number of interscholastic athletic participants that are boys, (and place in Row 2, Column 3). Add Row 1, Column 3 plus Row 2, Column 3 to get total participants and place in Row 3, Column 3.
- Calculate the percentage of female participation. (Row 1, Column 3 divided by Row 3, Column 3 and place in Row 1, Column 4.) Calculate the percentage of male participation. (Row 2, Column 3 divided by Row 3, Column 3 and place in Row 2, Column 4.) Note: Row 1, Column 4 plus Row 2, Column 4 should total 100%.

Note: While being within three percent is not a formal compliance standard, if the percent listed in Row 1, Column 4 is within 3% of Row 1, Column 2, then it provides a good target within which compliance is likely.

Principal's Signature: 

Date: 4/12/11



**2010-2011
ACCOMMODATION OF INTERESTS AND ABILITIES
SUMMARY PROGRAM CHART (FORM T-2)
PARTICIPATION OPPORTUNITIES: TEST TWO - PROGRAM
EXPANSION**

		Column 1	Column 2	Column 3	Column 4	Column 5
Program		Number of Teams Currently Offered	Number of Participants	Number of Teams Added Since the beginning of the 2006-2007 School Year	Current Number of Participants for the 2010-2011 school year who are playing on teams added since the 2006-2007 School Year	Percent of Total Participation By Sex Added Since the beginning of the 2006-2007 School Year
GIRLS Row 1	varsity:	7	85	0	0	
Row 2	j.v.:	3	33	0	0	
Row 3	frosh:	3	24	0	0	
Row 4	total:	13	142	0	0	0.0%
BOYS Row 5	varsity:	7	124	0	0	
Row 6	j.v.:	3	62	0	0	
Row 7	frosh:	3	42	0	0	
Row 8	total:	13	228	0	0	0.0%

- 1) For Column 1, list the number of interscholastic teams offered for girls and boys at each competitive level (varsity, junior varsity, and freshman). For girls, total each of the entries in Rows 1, 2, and 3 into Row 4. For boys, total Rows 5, 6, and 7 into Row 8.
- 2) For Column 2, list the number of participants at each level. For girls, total each of the entries in Rows 1, 2, and 3 into Row 4. For boys, total Rows 5, 6, and 7 into Row 8. Note: The totals in Row 4 for girls and in Row 8 for boys must be the same as the totals in Form T-1, Column 3, Rows 1 and 2 respectively.
- 3) For Column 3, list the number of interscholastic teams that have been added in the last five years at each competitive level. Count each team added during the 5 year period only one time. e.g. Girl's junior varsity soccer was added 3 years ago, count the team only once, not 3 times. For girls, total the entries in Rows 1, 2, and 3 into Row 4. For boys, total Rows 5, 6, and 7 into Row 8.
- 4) For Column 4, list the number of participants that are currently on each level of the teams that were added in the last five years. If a team was added previously but no longer exists, there are no current participants to be added for that team. For girls, total the entries in Rows 1, 2, and 3 into Row 4. For boys, total Rows 5, 6, and 7 into Row 8.
- 5) For Column 5, calculate the percentage of participants that have been added in the last five years. For girls, take the number in Column 4, Row 4 and divide by the number in Column 2, Row 4. For boys, take the number in Column 4, Row 8 and divide it by the number in Column 2, Row 8.
- 6) **Note: If the percentage of current participants added in the last five years is 25% or greater for the underrepresented sex (most likely girls), compliance with Test Two may be possible. If less than 25%, then compliance with Test Three should be analyzed. CAUTION: 25% is not a formal compliance standard.**

Principal's Signature:  Date: 4/12/11



2010-2011
ACCOMMODATION OF INTERESTS AND ABILITIES
SUMMARY PROGRAM CHART (FORM T-3)

KHSAA Form T3
Rev. 10/10


Participation Opportunities Test Three Full Accommodation

FOR ANY QUESTION ANSWERED "YES" IDENTIFY THE RESPECTIVE SPORT(S).

	GIRLS (Yes / No)		BOYS (Yes / No)
1. Based on the responses from your most recent student survey, is there sufficient interest to form a viable interscholastic team for a sport not currently offered? If yes, what sport?	No		No
2. For a sport not currently offered at the varsity level, is there sufficient interest based on your most recent Student Interest Survey to form a viable team for an interscholastic freshman team or junior varsity team?	No		No
3. For a sport currently offered at the interscholastic Junior Varsity or freshmen level, is there sufficient interest, based on your most recent Student Interest Survey, to form a varsity team?	No		No
4. If you answered YES to question (1), (2), or (3), are there enough high schools in the geographic area offering the sport (at the appropriate level) to allow for the development of a reasonable schedule of competition?	No		No
5. If you answered YES to question (1), (2), (3), or (4), are there enough high schools in the geographic area offering the sport (at the appropriate level) to allow for the development of a reasonable schedule of competition?	No		No

Remember, test three – full accommodation means addressing the unmet interest of the underrepresented sex (most likely girls), not the overrepresented sex (most likely boys).

Plans to Address Interest:

Principal's Signature :  Date: 4/12/11




**2010-2011
ACCOMMODATION OF INTERESTS AND ABILITIES
SUMMARY PROGRAM CHART (FORM T-4)**

KHSAA :Form T4
Rev.10/10

Levels of Competition Test One

		Column 1	Column 2	Column 3
Girls	Team Levels	Number of Teams Currently Offered	Number of Participants	Percentage of Participants at Each Level
Row 1	varsity:	7	85	59.9%
Row 2	j.v.:	3	33	23.2%
Row 3	frosh:	3	24	16.9%
Row 4	total:		142	100%
Boys				
Row 5	varsity:	7	124	54.4%
Row 6	j.v.:	3	62	27.2%
Row 7	frosh:	3	42	18.4%
Row 8	total:		228	100%

- 1) Column 1, list the number of interscholastic teams offered for girls and boys at each competitive level; varsity, junior varsity, and freshman. (Refer to Form T-2, Accommodation of Interests and Abilities, Summary Program Chart 2, Column 1.)
- 2) For Column 2, list the number of participants at each level. For girls, total the entries in Rows 1, 2, and 3 into Row 4. For boys, total the entries in Rows 5, 6, and 7 into Row 8. (Refer to Form T-2, Accommodation of Interests and Abilities, Summary Program Chart 2, Column 2.)
- 3) For Column 3, calculate the percentage of female and male participants at each level.
 For girls' varsity, junior varsity, and frosh, respectively:
 - Divide Column 2, Row 1 by Column 2, Row 4, and place the percentage in Column 3, Row 1
 - Divide Column 2, Row 2 by Column 2, Row 4, and place the percentage in Column 3, Row 2.
 - Divide Column 2, Row 3 by Column 2, Row 4, and place the percentage in Column 3, Row 3.
 For boys' varsity, junior varsity, and frosh, respectively:
 - Divide Column 2, Row 5 by Column 2, Row 8, and place the percentage in Column 3, Row 5.
 - Divide Column 2, Row 6 by Column 2, Row 8, and place the percentage in Column 3, Row 6.
 - Divide Column 2, Row 7 by Column 2, Row 8, and place the percentage in Column 3, Row 7.

Principal's Signature:  Date: 4/12/11



**2010-2011
ACTUAL EXPENDITURES - PROGRAM COMPARISON CHART 1 -(FORM T-35)
TO INCLUDE BOOSTER CLUB FUNDING**

KHSAA Form T-35
REV. 10/10

Sports	Equipment and Supplies		Travel		Awards		Coaches' salaries (to include supplemental and extended employment; dollar amount required)			Facilities improvements		Publications (if sport-specific)		
	Expenditures		Expenditures		Expenditures		Expenditures			Expenditures		Expenditures		
	School	Booster	School	Booster	School	Booster	School	# Coaches for all levels / # Teams for all levels	School	Booster	School	Booster	School	Booster
G basketball	370	4762	506	15337	506	1808	19928	5 3	0	0	0	0	0	0
B basketball	362	6089	317	3181	296	1300	20147	5 3	0	0	0	0	0	0
G softball	423	2419	223	12963	171	722	9631	5 3	0	0	993	0	0	0
B baseball	704	11920	450	2813	0	250	9466	5 3	0	0	3740	0	0	0
G cross country	199	999	1081	210	134	1445	2400	1 1	0	0	76	0	0	0
B cross country	199	999	1081	210	134	1445	2400	1 1	0	0	76	0	0	0
G golf	226	0	118	0	188	0	1460	1 1	0	0	0	0	0	0
B golf	226	0	118	0	188	0	1460	1 1	0	0	0	0	0	0
G soccer	0	0	0	0	0	0	0	0 0	0	0	0	0	0	0
B soccer	0	0	0	0	0	0	0	0 0	0	0	0	0	0	0
G swimming	0	0	0	0	0	0	0	0 0	0	0	0	0	0	0
B swimming	0	0	0	0	0	0	0	0 0	0	0	0	0	0	0

- Total expenditures on T-35 and T-36 on the 2010-2011 year report due by April 15, 2011 of each school year, should reflect the total monies spent (rounded off to nearest dollar) for the entire school year of 2009-2010 ending June 30, 2010.
- Booster Club Funding/Contributions must be included in the above expenditures total. (Note: It is illegal for coaches to be paid by Booster Clubs - Reference KHSAA Bylaw 27)

Principal's Signature:  Date: 4/12/11



2010-2011

**ACTUAL EXPENDITURES - PROGRAM COMPARISON CHART 2 - (Form T36)
TO INCLUDE BOOSTER CLUB FUNDING**

KHSAA Form T36
REV. 10/10

Sports	Equipment and supplies		Travel		Awards		Coaches' salaries (to include supplemental and extended employment; dollar amount required)		Facilities improvements		Publications (if sport-specific)	
	Expenditures		Expenditures		Expenditures		Expenditures		Expenditures		Expenditures	
	School	Booster	School	Booster	School	Booster	School	# Coaches for all levels / # Teams for all levels	School	Booster	School	Booster
G track	456	400	921	0	0	0	3744	3 1	0	0	0	0
B track	456	400	921	0	0	0	3744	3 1	0	0	0	0
G tennis	73	0	441	273	0	273	1461	1 1	0	0	0	0
B tennis	73	0	441	273	0	273	1461	1 1	0	0	0	0
G volleyball	850	2335	1300	81	0	200	7271	2 3	0	0	0	0
B wrestling	0	0	0	0	0	0	0	0 0	0	0	0	0
G ...	0	0	0	0	0	0	0	0 0	0	0	0	0
B football	8105	6000	692	2000	363	1000	27612	6 3	0	1000	0	0
G	0	0	0	0	0	0	0	0 0	0	0	0	0
B	0	0	0	0	0	0	0	0 0	0	0	0	0

1. Total expenditures on T-35 and T-36 on the 2010-2011 year report due by April 15, 2011, should reflect the total monies spent (rounded off to nearest dollar) for the entire school year of 2009-2010 ending June 30, 2010.

2. Booster Club Funding/Contributions must be included in the above expenditures totals. Indicate percentage of total expenditures for each gender. (If disparities are obvious, list on your Corrective Action Plan (T-60) what action you will take to correct the problem.)

Gender	Expenditures	Percentage
Boys	\$ 124,335	55.6% (62)
Girls	\$ 99,327	44.4% (38)
Total:	\$ 223,662	100%

Principal's Signature: _____

Date: 4/12/11



2010-2011 KHSAA TITLE IX ATHLETICS AUDIT (Form T-41)
Checklist - Overall Interscholastic Athletics Program


KHSAA Form T-41
Rev. 10/10

DIRECTIONS:

For the Areas of Compliance (Opportunities and Benefits) listed on the left hand side of the page, place a checkmark under the appropriate column identifying whether your school provided an advantage to the Girls' Program, or to the Boys' Program or to Neither Program. A review of T-35 and T-36 spending patterns might be helpful in completing this form.

Areas of Compliance:	ADVANTAGE TO:		
	GIRLS' PROGRAM	BOYS' PROGRAM	NEITHER PROGRAM
OPPORTUNITIES			
Accommodation of Interest and Abilities			X
BENEFITS			
Equipment and Supplies			X
Scheduling of Games and Practice Time			X
Travel and Per Diem Allowances			X
Coaching			X
Locker Rooms, Practice and Competitive Facilities			X
Medical and Training Facilities and Services			X
Publicity			X
Support Services			X
Housing and Dining			X
Tutoring			X
Athletic Scholarships			X

If an advantage/inequity is indicated, corrective action should be shown on the Corrective Action Plan, Form T-60.

Principal's Signature:  Date: 4/12/11



SCHOOL NAME Hancock County

**2010-2011 TITLE IX
CORRECTIVE ACTION PLAN
(FORM T-60)**

DIRECTIONS:

1. For Column 1, indicate the intended area (Opportunities or Benefits) which needs corrective action in order to achieve gender equity. For Column 2, write the suggested change or activities that will correct the area in need of alteration. For Column 3, include the estimated completion date for the changes or activities.
2. It is possible to attain compliance with Title IX and no longer need "corrective" action. However, the KHSAA strongly encourages compliant schools to identify items for improvement (Column 1), activities to accomplish the improvement (Column 2) and a timetable for completion (Column 3) that will strengthen the athletic program.
3. You may copy this form as needed. Please attach corrective action plans along with audit forms and submit by April 15, 2011.

COLUMN 1 SPECIFIC ITEM FOR CORRECTION/ IMPROVEMENT	COLUMN 2 PLAN FOR SUGGESTED CHANGE	COLUMN 3 START DATE AND COMPLETION DATE OF CORRECTIVE ACTION
Target sports which will be new sports (Girls' Soccer)	Gauge student interest through survey	Start: 1/15/11 Complete: 4/1/11

Principal's Signature:  Date: 4/12/11

Hancock County High School

"HOME OF THE FIGHTING HORNETS"

APR 14 2011

State Route 80, Highway 271 South
Lewisport, Kentucky 42351

Phone (270) 927-6953
Fax (270) 927-8677

EQUAL EDUCATION AND EMPLOYMENT OPPORTUNITIES

Rick Lasley
Principal

Nick Boling
Asst. Principal

SBDM Council
Gina Anderson
Josh Smith
Ashley Gorman
Jill Brown
Rena Pierrard

Jennifer O'Bryan
Bookkeeper

Tom Magan
Guidance Counselor

David Hobbs
Athletic Director

Laura Kessans
FRYSC Coordinator

Laura Szefti
Media Director

Chris Morris
Alternative Education

Aleta Sisk – Special Ed. Director

Tracie Frazier – Attendance Clerk

Brenda Ewan – Secretary

FACULTY

Melanie Adkins
Gina Anderson
Jacob Appgar
Mark Benningfield
Nettie Boeglin
John Clark
Faith Cook
Robert Eubanks
Tim Flaherty
Cindy Garvin
Brad Goodall
Ashley Gorman
Danny Gray
Chris Hawkins
Beth Jennings
Kevin Lasley
Mary Lasley
Wes Meserve
Lisa Midkiff
Donna Moore
Chris Morris
Scott Neal
Michelle Nevitt
Mike Orr
Danielle Peter
Eddie Price
Lori Roberts
Pam Robinson
Melissa Ruhe
Jake Schwindel
Josh Smith
Sarah Sparks
Diane Thompson
Travis Van Bussum
Morley Wagner
Melissa Wallace

April 9, 2011

To: Gary Lawson, KHSAA

From: David Hobbs, Athletic Director, Hancock Co. High School

Re: Documentation of Interest in Girls Soccer

As pursuant to KHSAA Title IX Re-Visit Final Audit report, Hancock County High School took the following steps to gauge interest in establishing a Girls' Soccer team.

On March 14, 2011 all girls at Hancock Co. High School were given an opportunity to leave class to attend a meeting with the Athletic Director for the purposes of gauging interest in starting a Girls' Soccer program.

Sixteen (16) females attended the meeting. (Copy of sign in sheet attached) They were informed of the basics of forming a team (practice dates, season length, etc.) and were told that a forthcoming parent meeting would also be judged as a critical aspect of the need to form a program.

A letter was sent to each parent advising of the date, time and place of the meeting as well of the importance of the meeting.

This parent meeting was held on March 30, 2011 with seven (7) parents in attendance. (Copy of sign in sheet attached)

After evaluating the attendance level of the meetings, it was determined that there was not enough interest at the current time to support establishing a Girls' Soccer program at Hancock Co. High School.

SUPPORT STAFF

Rhonda Basham
Jeanette Connor
Robin Elder
Aimee Estes
Jamie Estes
Debra Helm
Daniel Hobbs
Sally Jackson
Glenda Johnson
Donna Knight
Deborah Kurz
Pam Martin
Denice Roach
Beverly Robbins
Linda Smith
Pam Turner
Bonnie Voyles
Judy White
Juli Williamson
Janine Wilson

"High Expectations – success for all"

**Hancock County High School
Girls Soccer Interest Parent Meeting Sheet
3/30/11**

	Parent Name	Student Name	Phone
1	Hope Hulsey	Telisa Hill	270-927-6688
2	Matt Smiley	Quendolyns Fawcetti	270-315-0232
3	John, Rita, Jade Garner	Jade Garner	270-316-1452
4	CHRIS HAWKINS	AUDRY HAWKINS	270-927-8999
5	Morley Wagner	Kara Wagner	270-925-1511
6	Theresa Bivens	Summer Bivens	295-3968-922-6832
7	Sandra Swihart	Haley Ferguson	270-922-6230
8			
9			
10			
11			
12			
13			
14			
15			
16			
17			
18			
19			
20			
21			
22			
23			
24			
25			

Hancock County High School Girls Soccer Interest Sheet 3/14/11

	Name	Phone Number	Class	
1	Macey Johnson	270-922-1120	9th	Mark
2	Nathalie McCaslin	270-927-6203	9	Mark
3	Summer Bivell	270-295-3968	9th	Van Bos
4	Haley Ferguson	270-922-6236	11th	Mark
5	Jade Garner	270-316-1452	10th	Kelley
6	BRENNA BASHAM	270-302-2599	10th	Mark
7	Audrey Hawkins	270-316-2043	10th	Kelley
8	Brea Basham	270-302-9137	10th	Mark
9	Beth Pates	270-922-1333	10th	Edith
10	Kara Wagner	270-925-8826	10th	Edith
11	Tori Bivins	270-922-6616	11th	Hawk Ab
12	Kayla Carrico	270-927-9331	HW	Hawk
13	Coreena O'Bryan	270-922-6373	10th	Edith
14	Dontee McDonald	270-922-7036	11th	Pat
15	Morgan Powers	270-313-2480	11th	Roberts
16	Gwendolyn Fantini	270-313-7124	11th	Mark
17				
18				
19				
20				
21				
22				
23				
24				
25				

Colt Blu
~~Pat~~ ~~Hawk~~ ~~Mark~~ Flah

~~Mark~~
~~Edith~~
~~Pat~~ ~~Kelley~~
Pat - ~~vs~~

Hancock County High School

"HOME OF THE FIGHTING HORNETS"

State Route 80, Highway 271 South
Lewisport, Kentucky 42351

Phone (270) 927-6953
Fax (270) 927-8677

EQUAL EDUCATION AND EMPLOYMENT OPPORTUNITIES

Rick Lasley
Principal

Nick Boling
Asst. Principal

SBDM Council
Gina Anderson
Josh Smith
Ashley Gorman
Jill Brown
Rena Pierrard

Jennifer O'Bryan
Bookkeeper

Tom Magan
Guidance Counselor

David Hobbs
Athletic Director

Laura Kessans
FRYSC Coordinator

Laura Szefi
Media Director

Chris Morris
Alternative Education

Aleta Sisk – Special Ed. Director

Tracie Frazier – Attendance Clerk

Brenda Ewan – Secretary

FACULTY

Melanie Adkins
Gina Anderson
Jacob Appgar
Mark Benningfield
Nettie Boeglin
John Clark
Faith Cook
Robert Eubanks
Tim Flaherty
Cindy Garvin
Brad Goodall
Ashley Gorman
Danny Gray
Chris Hawkins
Beth Jennings
Kevin Lasley
Mary Lasley
Wes Meserve
Lisa Midkiff
Donna Moore
Chris Morris
Scott Neal
Michelle Nevitt
Mike Orr
Danielle Peter
Eddie Price
Lori Roberts
Pam Robinson
Melissa Ruhe
Jake Schwindel
Josh Smith
Sarah Sparks
Diane Thompson
Travis Van Bussum
Morley Wagner
Melissa Wallace

TITLE IX MEETING

Date 3/29/11

<u>Name</u>	<u>Title</u>	<u>Signature</u>
Scott Lewis	Superintendent	_____
Kyle Estes	Dist. Title IX Coord.	<u>Kyle Estes</u>
Rick Lasley	Principal	<u>Rick Lasley</u>
Danielle Peter	Teacher/Coach	<u>Danielle Peter</u>
Dave Cowden	Coach	<u>Dave Cowden</u>
David Hobbs	Athletic Director	<u>David Hobbs</u>
Tom Magan	Guidance Counselor	_____
Luke Case	Student Rep.	<u>Luke Case</u>
Carli Mosby	Student Rep.	<u>Carli Mosby</u>

SUPPORT STAFF

Rhonda Basham
Jeanette Connor
Robin Elder
Aimee Estes
Jamie Estes
Debra Helm
Daniel Hobbs
Sally Jackson
Glenda Johnson
Donna Knight
Deborah Kurz
Pam Martin
Denice Roach
Beverly Robbins
Linda Smith
Pam Turner
Bonnie Voyles
Judy White
Juli Williamson
Janine Wilson

"High Expectations – success for all"

Hancock Co. High School

Fall - Winter - Spring

Title IX Sports Review

Date 3/29/11 20 11

The Gender Equity Committee shall develop and continually monitor a Title IX action plan and time table for implementation. The plan should include changes and corrective action as a result of each audit. The plan should include a review of the current status of sports offerings for boys and girls and compare such things as:

- Locker Rooms, Practice and Competition Facilities

Title IX Revisit found satisfactory

- Coaching Stipends

Title IX Revisit found satisfactory

- Sports Budgets and Expenditures

- Equipment, Supplies _____
- Travel Allowances _____
- Medical and Training Facilities same as above
- Total expenses for each gender _____

- Scheduling of games and practice times

Same as above

- Coaching assistance

Same as above
discussed trying to find more in-school coaches

- Other support services such as booster organizations

discussed need to monitor more closely
for Title IX purposes

- The Committee shall identify specific areas for improvement in the athletics program giving priority to items required for equitable treatment of girls and boys

Title IX Revisit found this area satisfactory save
for offering another female sport. Discussed ~~soccer~~ soccer for girls

- A timetable shall be established for improving current sports programs where needs are identified based on the following:

1. A comparison of sports offerings for males and females _____
2. Facility improvement development necessitated by the self-assessment _____
3. Equalization of recognition programs _____
4. Revisions in coaching staff identified by the self-assessment _____

All 4 steps above found satisfactory by Title IX revisit

Hancock Co. High School

Fall - Winter - Spring
Page 2

Title IX Sports Review

Date 3/29 2011

Other: *No other discussion*

Hancock County High School

"HOME OF THE FIGHTING HORNETS"

State Route 80, Highway 271 South
Lewisport, Kentucky 42351

Phone (270) 927-6953
Fax (270) 927-8677

EQUAL EDUCATION AND EMPLOYMENT OPPORTUNITIES

Rick Lasley
Principal

Nick Boling
Asst. Principal

SBDM Council
Gina Anderson
Josh Smith
Ashley Gorman
Jill Brown
Renae Pierrard

Jennifer O'Bryan
Bookkeeper

Tom Magan
Guidance Counselor

David Hobbs
Athletic Director

Laura Kessans
FRYSC Coordinator

Laura Szeffi
Media Director

Chris Morris
Alternative Education

Aleta Sisk – Special Ed. Director

Tracie Frazier – Attendance Clerk

Brenda Ewan – Secretary

FACULTY

Melanie Adkins
Gina Anderson
Jacob Apgar
Mark Benningfield
Nettie Boeglin
John Clark
Faith Cook
Robert Eubanks
Tim Flaherty
Cindy Garvin
Brad Goodall
Ashley Gorman
Danny Gray
Chris Hawkins
Beth Jennings
Kevin Lasley
Mary Lasley
Wes Meserve
Lisa Midkiff
Donna Moore
Chris Morris
Scott Neal
Michelle Nevitt
Mike Orr
Danielle Peter
Eddie Price
Lori Roberts
Pam Robinson
Melissa Ruhe
Jake Schwindel
Josh Smith
Sarah Sparks
Diane Thompson
Travis Van Bussum
Morley Wagner
Melissa Wallace

April 9, 2011

To: Gary Lawson, KHSAA

From: David Hobbs, Athletic Director, Hancock Co. High School

Re: Documentation of **Uniform Rotation**

As pursuant to KHSAA Title IX Re-Visit Final Audit Report, Hancock County High School has developed a uniform rotation and/or replacement policy.

The policy is outlined below and will be included in our Title IX permanent record and distributed to all coaches affected.

Sport	Rotation 1	Rotation 2	Rotation 3
Boys Basketball	2011	2015	2019
Girls Basketball	2012	2016	2020
Baseball	2011	2015	2019
Softball	2012	2016	2020
Volleyball	2011	2015	2019
Football	2011	2014	2017

SUPPORT STAFF

Rhonda Basham
Jeanette Connor
Robin Elder
Aimee Estes
Jamie Estes
Debra Helm
Daniel Hobbs
Sally Jackson
Glenda Johnson
Donna Knight
Deborah Kurz
Pam Martin
Denice Roach
Beverly Robbins
Linda Smith
Pam Turner
Bonnie Voyles
Judy White
Juli Williamson
Janine Wilson

"High Expectations – success for all"

Hancock County High School

"HOME OF THE FIGHTING HORNETS"

State Route 80, Highway 271 South
Lewisport, Kentucky 42351

Phone (270) 927-6953
Fax (270) 927-8677

EQUAL EDUCATION AND EMPLOYMENT OPPORTUNITIES

Rick Lasley
Principal

Nick Boling
Asst. Principal

SBDM Council
Gina Anderson
Josh Smith
Ashley Gorman
Jill Brown
Renae Pierrard

Jennifer O'Bryan
Bookkeeper

Tom Magan
Guidance Counselor

David Hobbs
Athletic Director

Laura Kessans
FRYSC Coordinator

Laura Szeffi
Media Director

Chris Morris
Alternative Education

Aleta Sisk – Special Ed. Director

Tracie Frazier – Attendance Clerk

Brenda Ewan – Secretary

FACULTY

Melanie Adkins
Gina Anderson
Jacob Appgar
Mark Benningfield
Nettie Boeglin
John Clark
Faith Cook
Robert Eubanks
Tim Flaherty
Cindy Garvin
Brad Goodall
Ashley Gorman
Danny Gray
Chris Hawkins
Beth Jennings
Kevin Lasley
Mary Lasley
Wes Meserve
Lisa Midkiff
Donna Moore
Chris Morris
Scott Neal
Michelle Nevitt
Mike Orr
Danielle Peter
Eddie Price
Lori Roberts
Pam Robinson
Melissa Ruhe
Jake Schwindel
Josh Smith
Sarah Sparks
Diane Thompson
Travis Van Bussum
Morley Wagner
Melissa Wallace

April 9, 2011

To: Gary Lawson, KHSAA

From: David Hobbs, Athletic Director, Hancock Co. High School

Re: Documentation of Support Services – Monitor Booster Club Spending

As pursuant to KHSAA Title IX Re-Visit Final Audit Report, Hancock County High School has developed a written description of steps to be taken by school administrators to monitor booster club spending for the provision of equity.

The policy is outlined below and will be included in our Title IX permanent record.

Beginning with the 2011-12 school year it will be the Athletic Director's responsibility to ensure that the booster club treasurer of each sport will report spending on a monthly basis to the Athletic Director, which will keep a record of each report.

SUPPORT STAFF

Rhonda Basham
Jeanette Connor
Robin Elder
Aimee Estes
Jamie Estes
Debra Helm
Daniel Hobbs
Sally Jackson
Glenda Johnson
Donna Knight
Deborah Kurz
Pam Martin
Denice Roach
Beverly Robbins
Linda Smith
Pam Turner
Bonnie Voyles
Judy White
Juli Williamson
Janine Wilson

"High Expectations – success for all"